

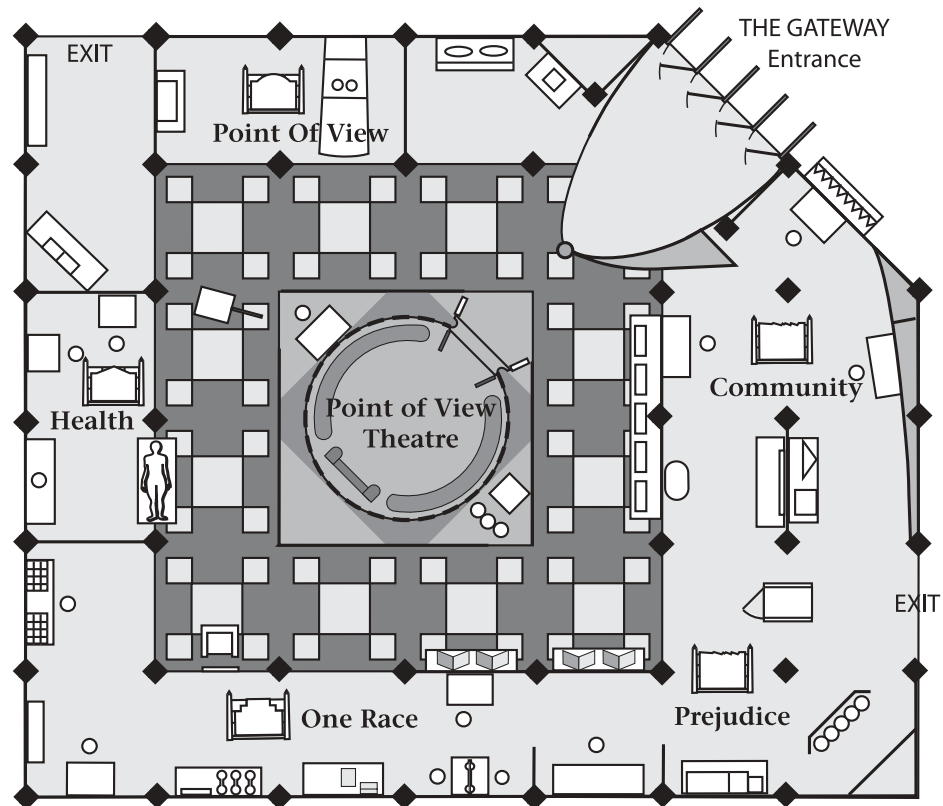


Exhibit Inquiry Sheets

Notes to Students:

- While you travel through **A Question of Truth**, we recommend that you refer to the small map at the top of each page to help you find the various exhibit areas, exhibit activities and displays.
- **A Question of Truth** is organized within the following areas:

Point of View
Health
One Race
Prejudice
Community

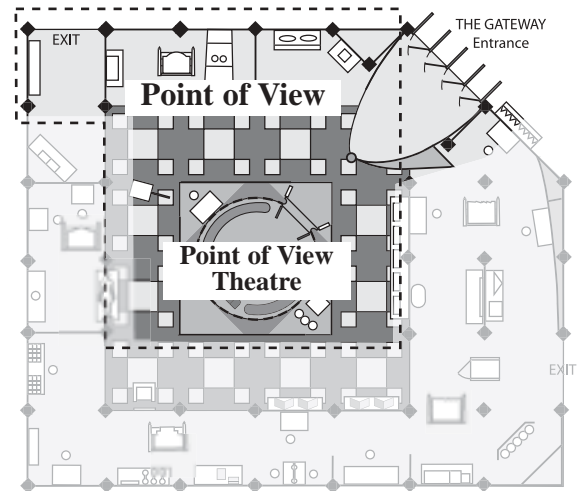


- The **Point of View Theatre** has a 10-minute presentation that provides an excellent orientation for the whole exhibit. This video will give you an overview of the exhibit's different themes and how they relate to each other. It is recommended that you take the time to watch it.

Exhibit Inquiry Sheet

Point of View

The **Point of View** area features activities and displays that look at the different ways in which cultures and societies view (or have viewed) aspects of their physical environments. These societies' observations of their world have shaped their points of view, and those points of view have often been very different from that of Western science.



- A) Visit the **Point of View Theatre** presentation.
- B) Choose two (2) different activities or displays in this section, and record your responses to the following questions.

Name of First Activity/Display: _____

Whose point of view is being shown? Describe the model created by that society and explain how it was used.

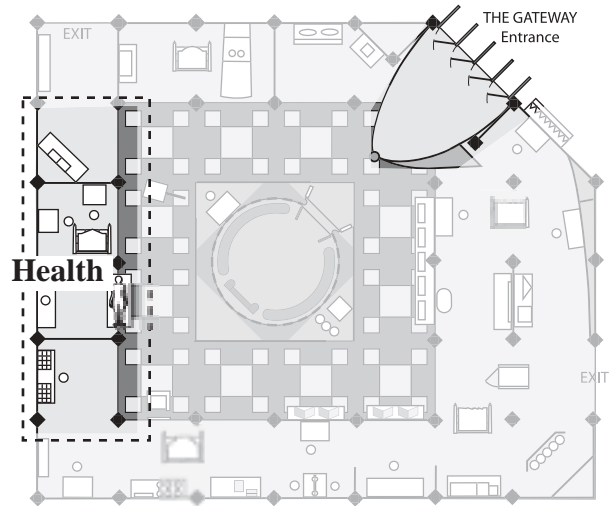


Exhibit Inquiry Sheet

Health

The **Health** area features activities and displays that examine different ways in which cultures and societies view (or have viewed) human health issues. These societies' observations of the human body and states of health have shaped their points of view. These points of view have often been very different from that of Western science.

- A) Observations made by different cultures have led to improvements in health and science. Summarize two (2) examples:



Name of Activity/Display: _____

Summary:

Name of Activity/Display: _____

Summary:



Health page 2

B) Choose another display or activity in this area.

Name of Activity/Display: _____

Observe and describe this activity/display.

What is the overall message conveyed by this activity/display?

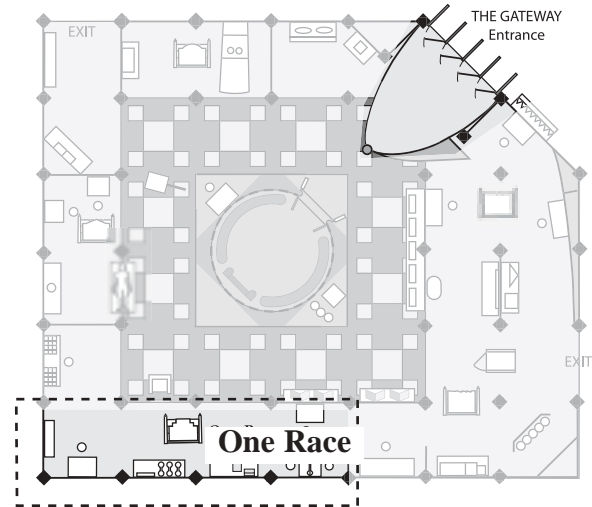
What conclusions can you draw from this activity/display?



Exhibit Inquiry Sheet

One Race

The **One Race** area features activities and displays that examine the science of “race”. Western science’s observations of our genetic makeup continue to shape our points of view on the concept of race. These points of view regarding race have played a part in the categorizing of humans – also known as “racism”.



- A) Find an activity or display in this area that deals with the genetics of skin colour. Use the information to explain how genetically different people with different skin colours really are.

Name of Activity/Display: _____

Explanation:



One Race page 2

B) Choose another display or activity in this area.

Name of Activity/Display: _____

Observe and describe this activity/display.

What is the overall message conveyed by this activity/display?

What conclusions can you draw from this activity/display?

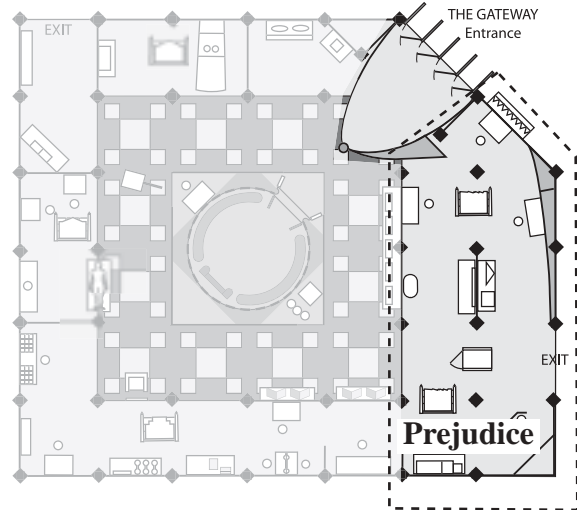


Exhibit Inquiry Sheet

Prejudice

The **Prejudice** area features activities and displays that discuss the implications and consequences of the ways in which race has been (and still is) used as a category for humans. This section of the exhibit shows that the classification of people based on race has led to erroneous and “unscientific” assumptions that link race to intelligence, academic achievement, and so on.

In the past, Western science has been used by some individuals and governments as the excuse/reason/rationale for considering race as a classifying factor for humans – resulting in inequitable treatment and misery for many.



- A) Describe the stereotypes or prejudices presented in this area’s activities/displays. How has science used these prejudices to classify some societies as “uncivilized” or “primitive”?



Prejudice page 2

B) Choose a different display or activity in this area.

Name of Activity/Display: _____

Observe and describe this activity/display.

What is the overall message conveyed by this activity/display?

What conclusions can you draw from this activity/display?



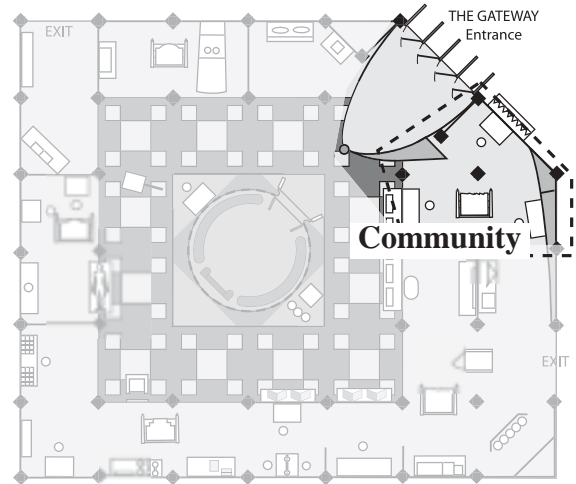
Exhibit Inquiry Sheet

Community

The **Community** area features activities and displays that invite individuals to reflect and consider how they fit into a community.

Choose one display or activity in this area.

Name of Activity/Display:



Observe and describe this activity/display.

What is the overall message conveyed by this activity/display?

What conclusions can you draw from this activity/display?



Exhibit Inquiry Sheets

Reflection Page

Review the notes you made about the exhibit activities and displays in **A QUESTION OF TRUTH.**

Read the following statement:
Science is pure and has no bias.

Write down ideas to support this as a **true** statement:

Write down ideas to support this as a **false** statement:
